


- Home
- Validate
- Protect Cells
- Unprotect Cells

General Information Abstract					
Name of the company	ELANGO INDUSTRIES LTD				
Scrip code	513452				
Corporate Identity number	L27104TN1989PLC017042				
Address of registered office of company	NO.5, RANGANATHAN GARDEN, 15TH MAIN ROAD, ANNA NAGAR, CHENNAI - 600 040				
Permanent account number of entity	AAACE0740J				
Name of the scrip	ELANGO INDUSTRIES LTD				
Class of security	Equity shares				
Type of report	Quarterly				
Reason for additional filling					
Whether company has more than one class of shares or securities	No				
Whether company is SME	No				
Date of report	<table border="1" style="margin-left: auto; margin-right: auto;"> <thead> <tr> <th style="width: 50%;">Month</th> <th style="width: 50%;">Year</th> </tr> </thead> <tbody> <tr> <td style="text-align: center;">30</td> <td style="text-align: center;">2015</td> </tr> </tbody> </table>	Month	Year	30	2015
Month	Year				
30	2015				

For ELANGO INDUSTRIES LTD


 Company Secretary

Home

Validate

Protect Cells

Unprotect Cells

Partly paid-up shares

Disclosure of notes on shareholding pattern


Add Notes

ID	Description partly paid-up shares	Number of partly paid-up shares	As a percentage of total number of partly paid-up shares	As a percentage of total number of shares of the company
Shares held by promoter or promoter group				
1				
2				
3				
3				
5				
Total Shares held by promoter or promoter group				
Shares held by public				
1				
2				
3				
3				
5				
Total Shares held by public				
Total				
Outstanding convertible securities				



ID	Description of outstanding convertible securities	Number of outstanding securities	As a percentage of total number of outstanding convertible securities	As a percentage of total number of shares of the company, assuming full conversion of the convertible securities
Shares held by promoter or promoter group				
1				
2				
3				
4				
5				
<i>Total shares held by promoter or promoter group</i>				
Shares held by public				
1				
2				
3				
4				
5				
<i>Total Shares held by public</i>				
<i>Total</i>				
Warrants				
ID	Description of warrants	Number of warrants	As a percentage of total number of warrants	As a percentage of total number of shares of the company, assuming full conversion of warrants
Shares held by promoter or promoter group				
1				



2				
3				
3				
5				
<i>Total Shares held by promoter or promoter group</i>				
<i>Shares held by public</i>				
1				
2				
3				
3				
5				
<i>Total Shares held by public</i>				
<i>Total</i>				
Total paid-up capital of the company assuming full conversion of warrants and convertible securities		3816100		(To be in shares only)



Home

Valida
te
Protect Cells

Unprotect
Cells

Disclosure of notes on fully paid-up shares

Add Notes

Category code	Category of shareholder	Number of shareholders	Total number of shares	Number of shares held in dematerialised	Total Shareholding as a percentage of total number of shares		Number of shares	As a percentage of (VIII)/(IV)*100
					As a percentage of (A+B)	As a percentage of (A+B+C)		
(I)	(II)	(III)	(IV)	(V)	(VI)	(VII)	(VIII)	(IX)=
(A)	Shareholding of Promoter and Promoter Group							
(1)	Indian							
(a)	Individuals or Hindu undivided family	5	967225	943500	25.35	25.35	0	0.00
(d)	Central government or State government(s)							
(c)	Bodies corporate	2	275000	200000	7.21	7.21	0	0.00
(d)	Financial institutions or banks							
(e)	Any other (specify) Description of Shareholder							
1	Indian shareholders 12							
2	Indian shareholders 2							
3	Indian shareholders 8							
7	Indian shareholders 14							
5	Indian shareholders 5							
6	Indian shareholders 6							
7	Indian shareholders 7							
8	Indian shareholders 8							
9	Indian shareholders 9							
10	Indian shareholders 18							
11	Indian shareholders 11							
10	Indian shareholders 12							
13	Indian shareholders 12							
10	Indian shareholders 14							
15	Indian shareholders 15							
16	Indian shareholders 16							
17	Indian shareholders 17							



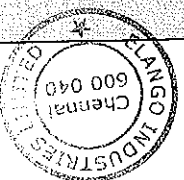
18	Indian shareholders 18										
19	Indian shareholders 19										
20	Indian shareholders 20										
Total Others											
Sub Total (A) (1)			7	1242225	1143500	32.55	32.55	0	0.00		
(2)	Foreign										
(a)	Non-resident Individuals or foreign Individuals										
(b)	Bodies corporate										
(c)	Institutions										
(d)	Qualified foreign investor										
(e)	Any other (specify)	Description of Shareholder									
4	Foreign shareholders 1										
2	Foreign shareholders 2										
3	Foreign shareholders 3										
4	Foreign shareholders 4										
4	Foreign shareholders 5										
9	Foreign shareholders 6										
2	Foreign shareholders 7										
4	Foreign shareholders 8										
9	Foreign shareholders 9										
10	Foreign shareholders 10										
11	Foreign shareholders 11										
12	Foreign shareholders 12										
13	Foreign shareholders 13										
10	Foreign shareholders 20										
15	Foreign shareholders 15										
16	Foreign shareholders 20										
17	Foreign shareholders 17										
18	Foreign shareholders 18										
10	Foreign shareholders 19										
20	Foreign shareholders 20										
Total Others											



		Sub-Total (A) (2)							
Total Shareholding of Promoter and Promoter Group		(A) = (A)(1)+(A)(2)	7	1242225	1143500	32.55	32.55	0	0.00
(B)	Public Shareholding								
(1)	Institutions								
(a)	Mutual funds or UTI								
(b)	Financial institutions or banks								
(c)	Central government or State government(s)								
(b)	Venture capital funds								
(e)	Insurance companies								
(f)	Foreign institutional investors								
(g)	Foreign venture capital investors								
(h)	Qualified foreign investor								
(i)	Nominated investors								
(j)	Market makers								
(k)	Any other (specify)	Description of Shareholder							
1	Institutions Shareholders 1								
2	Institutions Shareholders 2								
9	Institutions Shareholders 3								
8	Institutions Shareholders 4								
9	Institutions Shareholders 5								
8	Institutions Shareholders 6								
8	Institutions Shareholders 7								
8	Institutions Shareholders 8								
9	Institutions Shareholders 9								
12	Institutions Shareholders 10								
12	Institutions Shareholders 11								
12	Institutions Shareholders 12								
13	Institutions Shareholders 13								
14	Institutions Shareholders 14								
15	Institutions Shareholders 15								
16	Institutions Shareholders 16								
17	Institutions Shareholders 17								



19	Institutions Shareholders 18								
19	Institutions Shareholders 19								
20	Institutions Shareholders 20								
Total Others									
Sub Total (B) (2)									
(2)	Non-Institutions								
(a)	Bodies corporate	24	21009	21009	0.55	0.55			
(b)	Individuals								
	Individual shareholders i) holding nominal share capital up to Rs one lakh	8054	2113693	444793	55.39	55.39			
	Individual shareholders ii) holding nominal share capital in excess of Rs	9	427492	131592	11.20	11.20			
(c)	Qualified foreign investor								
(d)	Any other (specify)	Description of Shareholder							
1	Non-Institutions Sharehd	HUF	16	9781	9781	0.26	0.26		
2	Non-Institutions Sharehd	NRI	8	1900	1900	0.26	0.05		
3	Non-Institutions Shareholders	3							
4	Non-Institutions Shareholders	4							
5	Non-Institutions Shareholders	5							
6	Non-Institutions Shareholders	6							
7	Non-Institutions Shareholders	7							
8	Non-Institutions Shareholders	8							
9	Non-Institutions Shareholders	9							
10	Non-Institutions Shareholders	10							
11	Non-Institutions Shareholders	11							
12	Non-Institutions Shareholders	12							
13	Non-Institutions Shareholders	13							
14	Non-Institutions Shareholders	14							
15	Non-Institutions Shareholders	15							
16	Non-Institutions Shareholders	16							
17	Non-Institutions Shareholders	17							
18	Non-Institutions Shareholders	18							
19	Non-Institutions Shareholders	19							
20	Non-Institutions Shareholders	20							



	Total Others	24	11681	11681	0.31	0.31		
	Sub-total (B) (2)	8111	2573875	609075	67.45	67.45		
	Total Public Shareholding (B) = (B)(1)+(B)(2)	8111	2573875	609075	67.45	67.45		
	TOTAL (A)+(B)	8118	3816100	1752575	100.00	100.00	0.00	0.00
(C)	Shares held by custodians and against which depository receipts have been issued							
(1)	Promoter and promoter group							
(2)	Public							
	Total Shares held by Custodians (C)							
	GRAND TOTAL (A)+(B)+(C)	8118	3816100	1752575	100.00	100.00	0.00	0.00



(1) (b) Statement showing holding of securities (including shares, warrants, convertible securities of various category) of the category 'Promoter and Promoter Group'.

Disclosure of interest securities belonging to the category 'Promoter and Promoter Group'

Add Note: [REDACTED]

Sr. No.	Name of the shareholder	Details of Shares held			Encumbered Share			Details of warrants			Details of convertible securities		Total shares (including underlying shares assuming full conversion of warrants and convertible securities) as a percentage of diluted share capital
		(i)	(ii)	(iii)	(iv)	(v)	(vi)=(v)/(iv)*100	(vii)	(viii)	(ix)	(x)	(xi)	
ADD: [REDACTED] DELETE: [REDACTED]													
1	Cauvery Power Trading Chennai Ltd	346000		1.97	0	0.00	0.00					1.97	
2	S A Premkumar	15000		0.39	0	0.00	0.00					0.39	
3	Abirani Premkumar	7725		0.20	0	0.00	0.00					0.20	
2	S Elangoan	280000		0.03	0	0.00	0.00					0.03	
6	EGPK Steels Ltd	200000		5.24	0	0.00	0.00					5.24	
6	Shannugam	349600		9.16	0	0.00	0.00					9.16	
2	Elangoan Shannugam	593900		15.56								15.56	
Total		1422225		32.35	0	0.00	0.00					32.35	



[Home](#)[Validate](#)[Protect Cells](#)[Unprotect Cells](#)

(1) (c) (i) Statement showing holding of securities (including shares, warrants, convertible securities) of persons belonging to the category 'Public' and holding more than one percentage of the total number of shares

Disclosure of notes on holding of securities of persons belonging to the category 'Public' and holding more than one percentage of the total number of shares

Activities


Sr. No.	Name of the shareholder	Details of Shares held			Details of warrants			Details of convertible securities		Total shares (including underlying shares assuming full conversion of warrants and convertible securities) as a percentage of diluted share capital
		Number of the shares held	Shares as percentage of total number of shares (i.e. Grand Total (A) + (B) + (C) indicated in statement at para (i) (a) above)	Number of warrants held	Warrants held as a percentage of total numbers of warrants of the same class	Number of convertible securities held	Convertible securities as percentage of total numbers of convertible securities of same class			
(i)	(ii)	(iii)	(iv)	(v)	(vi)	(i)(a) (vii)	(viii)	(ix)		
	ADD	DELETE								
1	Raja Rajeshwari Mohan	111000	2.91					2.91		
2	Venkatachalam B	115000	3.01					3.01		
3	Anand Mohan	84340	2.21					2.21		
	Total	310340	8.13					8.13		



(i) (c) (ii) Statement showing holding of securities (including shares,warrants,convertible securities) of persons (together with PAC) belonging to the category "Public" and holding more than five percentage of the total number of shares of the company

Disclosure of notes on holding of securities of persons (together with PAC) belonging to the category "Public" and holding more than five percentage of the total number of shares of the company

Sr. No.	Name of the shareholder	Details of Shares held			Details of warrants			Details of convertible securities			Total shares (including underlying shares assuming full conversion of warrants and convertible securities) as a percentage of diluted share capital
		(i)	(ii)	(iii)	(iv)	(v)	(vi)	(i)(a) (vii)	(viii)	(ix)	
1		0	0	0.00						0.00	
2		0	0	0.00						0.00	
3		0	0	0.00						0.00	
4		0	0	0.00						0.00	
5		0	0	0.00						0.00	
5		0	0	0.00						0.00	
3		0	0	0.00						0.00	
1		0	0	0.00						0.00	
9		0	0	0.00						0.00	
10		0	0	0.00						0.00	
10		0	0	0.00						0.00	
Total		0	0	0.00						0.00	



Home

Validate

Protect Cells

Unprotect Cells

(I) (d) Statement showing details of locked-in shares

Disclosure of notes on locked-in shares				
Sr. No.	Name of the Shareholder	Number of locked-in shares	Locked-in-shares as a percentage of total number of shares held by [i.e., Grand Total (A) + (B) + (C) indicated in Statement at para (I)(a) above]	Promoter / Promoter Group / Public
(I)	(II)	(III)	(IV)	(V)
ADD DELETE				
Total				



Home

Validate

Protect Cells

Unprotect Cells

(1) (a) Statement showing details of Depository Receipts (DRs)

Disclosure of notes on depository receipts (DRs)

Sr. No.	Type of outstanding DRs	Number of outstanding DRs	Number of shares underlying outstanding DRs	Shares underlying outstanding DRs as a percentage of total number of shares (i.e., Grand Total (A) + (B) + (C) indicated in Statement at para (1)(a) above)
(1)	(ii)	(iv)	(iv)	(v)
ADD DELETE				
Total				



Home

Validate


Protect Cells

Unprotect Cells

(II) (b) Statement showing holding of Depository Receipts (DRs), where underlying shares held by "Promoter or Promoter Group" are in excess of one percentage of the total number of shares

Disclosure of notes of depository receipts (DRs), where underlying shares held by "Promoter / Promoter Group" are in excess of one percentage of the total number of shares

Sr. No.	Name of the DR holder	Type of outstanding DR	Number of shares underlying outstanding DRs	Shares underlying outstanding DRs as a percentage of total number of shares (i.e., Grand Total (A) + (B) + (C) indicated in Statement at para (I)(a) above)
(I)	(II)	(IV)	(IV)	(V)
<input type="button" value="ADD"/> <input type="button" value="DELETE"/>				
Total				

For ELANGO INDUSTRIES LTD

 Company Secretary