

November 02, 2021

The BSE Limited
Phiroze Jeejeebhoy Towers
Dalal Street, Mumbai 400 001

Scrip Code: 513452

Dear Sir,

Subject: Outcome of Board Meeting

Pursuant to Regulation 30 and 33 of the SEBI (Listing Obligations and Disclosure Requirement) Regulations, 2015, we wish to inform you that the Board of Directors met today, i.e., Tuesday, November 02, 2021 to consider and approve the unaudited financial statements for the quarter and half year ended September 30, 2021, together with the Review Report.

Further, we would like to inform that the financial results will be published in the newspapers pursuant to Regulation 47 of the SEBI (Listing Obligations and Disclosure Requirements) Regulations, 2015. The financial results are also available on the Company's website – www.elangoindustries.com.

The meeting of the Board of Directors commenced at 3.00 p.m. and concluded at 3.45 p.m.

Enclosed:

1. A copy of the unaudited Financial Results for the quarter and half year ended September 30, 2021.
2. Independent Auditor's review report for the quarter and half year ended September 30, 2021.

This is for your information and record.

Yours faithfully
For Elango Industries Limited



Roshini Selvakumar

Company Secretary





Independent Auditors' Review Report on Standalone Unaudited Quarterly financial results of ELANGO INDUSTRIES LIMITED pursuant to the Regulation 33 of the SEBI (Listing Obligation and Disclosure requirements) Regulations 2015 as amended.

To
The Board of Directors of ELANGO INDUSTRIES LIMITED

Opinion

We have reviewed the accompanying standalone Unaudited quarterly financial results of **ELANGO INDUSTRIES LIMITED** ("the Company"), for the quarter ended 30th September, 2021, attached herewith being submitted by the Company pursuant to the requirement of Regulation 33 of SEBI (LODR) Regulations, 2015 as amended (Listing Regulations).

Company's Management is responsible for the preparation and presentation of this statement. It has been approved by the Board of Directors, and has been prepared in accordance with recognition and measurement principles laid down in Indian Accounting Standard 34 Interim Financial Reporting as prescribed under section 133 of the Companies Act, 2013 read with relevant rules issued there under and other accounting principles generally accepted in India. Our responsibility is to issue a report on the statement based on our review.

Scope of Review

We conducted our review in accordance with the Standard on Review Engagements (SRE) 2410 "Review of Interim Financial Information Performed by the Independent Auditor of the Entity", issued by the Institute of Chartered Accountants of India. This standard requires that we plan and perform the review to obtain moderate assurance as to whether the financial statements are free of material misstatement. A review is limited primarily to inquiries of company personnel responsible for financial and accounting matters and an analytical procedure applied to financial data. A review is substantially less in scope than an audit conducted in accordance with Standards on Auditing and consequently does not enable us to obtain assurance that we would become aware of all significant matters that might be identified in an audit and thus provides less assurance than an audit. We have not performed an audit and accordingly, we do not express an audit opinion.

Basis for Qualified Conclusion

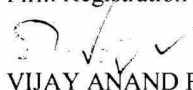
Based on information provided to us by management, the Standalone Unaudited Quarterly Financial Statements consists of Rs.1,09,96,636/- under Loans & Advances - Electricity Subsidy A/c. As per explanations received; this is Electricity Subsidy receivable pending for a long period. In the absence of adequate information with regard to their present status, we are unable to ascertain the recoverability of this balance.

Qualified Conclusion

Based on our review conducted and procedure performed as above, with the exception of the matter described in the preceding paragraph, nothing has come to our attention that causes us to believe that the accompanying standalone unaudited financial results prepared in accordance with applicable accounting standards and other recognized accounting practices and policies has not disclosed the information required to be disclosed in terms of Regulation 33 of the SEBI (Listing Obligations and Disclosure Requirements) Regulations, 2015 including the manner in which it is to be disclosed, or that it contains any material misstatement.

Place: Chennai
Date: 02.11.2021

For P PATTABIRAMEN & CO
Chartered Accountants
Firm Registration No. 002609S


VIJAY ANAND P
Partner

Membership No. 211954

UDIN: 21211954AAAAIL6184



ELANGO INDUSTRIES LIMITED

No:5, Ranganathan Gardens, Anna Nagar, Chennai - 600 040.

CIN : L27104TN1989PLC017042

STANDALONE UNAUDITED FINANCIAL RESULTS FOR THE QUARTER/HALF YEAR ENDED 30TH SEPTEMBER, 2021


S. No.	Particulars	QUARTER ENDED			HALF YEAR ENDED		YEAR ENDED
		30/09/2021	30/06/2021	30/09/2020	30/09/2021	30/09/2020	31/03/2021
		Unaudited	Unaudited	Unaudited	Unaudited	Unaudited	Audited
		(Rs. In Lakhs)					
1.	Income from Operations						
	(a) Revenue from operations	11.50	23.03	-	34.53	-	25.00
	(b) Other Income	2.22	1.89	-	4.11	0.07	11.25
	Total Revenue	13.72	24.92	-	38.64	0.07	36.25
2.	Expenses						
	a. Cost of Materials Consumed	-	-	-	-	-	-
	b. Purchase of Stock in Trade	-	-	-	-	-	-
	c. Changes in inventories of finished goods, work-in-Progress and Stock-in-Trade	-	-	-	-	-	-
	d. Employee benefits expense	4.72	4.25	0.50	8.97	0.90	3.28
	e. Finance Cost	-	-	-	-	-	-
	f. Depreciation and Amortisation Expenses	0.73	-	-	1.57	-	0.02
	g. Other Expenditure	6.44	18.85	2.04	25.29	5.25	27.47
	Total Expenses	11.89	23.10	2.54	35.83	6.15	30.77
3.	Profit(+)/Loss(-) before Tax	1.83	1.82	(2.54)	2.81	(6.08)	5.48
	Current Tax	0.29	-	-	0.44	-	0.85
	Deferred Tax	(0.07)	-	-	(0.16)	-	0.35
	Total Tax Expenses	0.21	-	-	0.27	-	1.20
9.	Net Profit/Loss After tax	1.62	1.82	(2.54)	2.54	(6.08)	4.27
10.	Other Comprehensive Income	-	-	-	-	-	-
11.	Total Comprehensive Income After Tax	1.62	1.82	(2.54)	2.54	(6.08)	4.27
12.	Details of Equity Share Capital						
	a. Paid-Up Equity Share Capital	382.16	382.16	382.16	382.16	382.16	382.16
	b. face value of Equity Share Capital	10.00	10.00	10.00	10.00	10.00	10.00
13.	Details of Debt Securities						
	a. Paid-Up Equity Share Capital	-	-	-	-	-	-
	b. face value of Equity Share Capital	-	-	-	-	-	-
14.	Reserves Excluding Revaluation Reserve	93.73	93.01	76.71	93.73	76.71	91.19
15.	Debentures redemption reserve	-	-	-	-	-	-
16.	Earning per Share (in Rs.)						
	(a) Basic Earning (Loss)per share from Continuing and Discontinuing operations	0.04	0.05	(0.07)	0.07	(0.16)	0.11
	(b) Diluted Earning (Loss)per share from Continuing and Discontinuing operations	0.04	0.05	(0.07)	0.07	(0.16)	0.11
17.	Debt Equity Ratio	-	-	-	-	-	-
18.	Debt Service Coverage Ratio	-	-	-	-	-	-
19.	Interest Service Coverage Ration	-	-	-	-	-	-

for and on behalf of the Board of Directors of
ELANGO INDUSTRIES LIMITED




 S. Elangovan
 Chairman & Managing Director
 DIN:01725838

Chennai
Date: 02.11.2021



ELANGO INDUSTRIES LIMITED

No.5, Ranganathan Gardens, 15th Main Road - Extn. Anna Nagar, Chennai 600040

CIN: L27104TN1989PLC017042

Balance sheet as at 30TH SEPTEMBER, 2021

(Rs. In Lakhs)

Particulars	As at 30th September, 2021	As at 31st March, 2021
ASSETS		
Non-current Assets		
Financial Assets		
- Investments	2.50	2.50
Non-Current Tax Assets (Net)	-	8.09
Property, Plant & Equipment	4.49	6.06
Other Non-Current Assets	297.40	325.10
	304.39	341.75
Current assets		
Financial Assets		
- Trade receivable	0.85	8.32
- Cash and cash equivalents	143.44	5.16
Other Current Assets	34.15	127.85
	178.44	141.33
Total Assets	482.83	483.08
EQUITY AND LIABILITIES		
Equity		
Equity Share capital	382.16	382.16
Other Equity	93.72	91.19
	475.88	473.35
LIABILITIES		
Non Current liabilities		
Deferred Tax Liability	0.19	0.35
Current liabilities		
Financial Liabilities		
- Trade payables	2.56	5.06
Other current liabilities	2.91	2.88
Provisions	1.29	1.44
Current Tax Liability (net)	-	-
	6.76	9.38
Total Equity and Liabilities	482.83	483.08



Chennai

Date : 02.11.2021

for and on behalf of the Board of Directors of
ELANGO INDUSTRIES LIMITED

S. Elangovan

Chairman & Managing Director

DIN:01725838




Notes :

- 1 The above financial results have been reviewed by the Audit Committee and approved by the Board of Directors at the meeting held on 2nd November, 2021.
- 2 The figures for the quarter ended 30th September are the balancing figures between unaudited figures in respect of quarter ended 30th September, 2021 and the unaudited published year to date figures upto the first quarter ended 30 June 2021
- 3 This Statement has been prepared in accordance with the Companies (Indian Accounting Standards) Rules, 2015 (Ind AS) prescribed under Section 133 of the Companies Act, 2013 read with the relevant rules issued there under and other accounting principles, practices and policies generally accepted in India. The financial results have been prepared in accordance with the recognition and measurement principles laid down in the "Ind AS 34 -Interim Financial Reporting
- 4 The figures for the previous periods have been regrouped/rearranged, wherever necessary.
- 5 The Company has only one segment and hence segment wise reporting is not applicable to the company
- 6 Revenue from services is recognized in the financial statement based on the full performance and completion of services rendered relating to the Operation & maintenance services provided to Associate Company Kaveri Gas Power Private Limited and when it is probable that economic benefits associated with the transaction will flow to the entity.
- 7
The Financial Statements of the company have been prepared on a going concern basis, which contemplates the realization of assets and discharge of liabilities in the normal course of business for the foreseeable future.
- 8 Effective 1 April 2018, the Company has adopted Ind AS 115 revenue from contracts with customers". Based on the assessment done by the management, there is no material impact on the revenue recognised during the period.
- 9 Depreciation, Provision for Tax and Deferred Tax for the Half year ended 30.09.2021 consists of figures for the Quarter ended 30.06.2021 and Quarter ended 30.09.2021.
- 10 As per the SEBI (LODR) Regulations, the company shall ensure 100% of share holdings of promoters/promoter groups in dematerialized form. The company has held 19,19,550 shares in the form of physical mode as on 30.09.2021 which includes 1,09,700 shares of promoter/promoter group holdings.
- 11 The full impact of COVID-19 still remains uncertain and could be different from our estimates when we prepared these financial results. The Company will continue to closely monitor any material changes to future economic conditions

Place : Chennai

Date : 2nd November, 2021



For Elango Industries Limited


Soman
S. Elangovan
Managing Director

ELANGO INDUSTRIES LIMITED

(CIN: L27104TN1989PLC017042)

Cash Flow Statement for the period ended 30th September, 2021


		Amount in Rs.		
Particulars		30/09/2021 (Unaudited)	30/09/2020 (Unaudited)	31/03/2021 (Audited)
A.	Cash flow from Operating Activities			
	Profit before tax	2,53,286	(6,08,291)	5,47,169
	Depreciation, amortisation and impairment	1,56,947		1,860
	Operating profit before working capital changes	4,10,233	(6,15,291)	5,49,029
	Movements in Working Capital:			
	(Increase)/Decrease in investments	-		-
	Decrease/(increase) in receivables	7,45,886	76,32,000	68,00,500
	Decrease/(increase) in other financial assets	-		-
	Decrease/(increase) in other Inventories			
	Decrease/(increase) in other current assets	1,29,50,181	(70,56,371)	(66,67,972)
	(Decrease)/increase in payables	(2,48,828)	97,142	2,65,449
	Decrease/(increase) in other current liabilities	2,061	82,520	1,04,380
	(Decrease)/increase in Other Financial Liabilities	-		-
	(Decrease)/increase in Other Provisions	(31,604)	(1,50,000)	1,44,446
	Cash generated from operations	1,38,27,929	(10,000)	11,95,832
	Direct taxes paid (net of refunds)	-	-	85,358.00
	Net cash flows from/(used in) operating activities (A)	1,38,27,929	(10,000)	11,10,474
B.	Cash flow from Investing activities:			
	Purchase of Fixed Assets	-		(6,08,310)
	Interest Income		7,000	-
	Net cash flows from/(used in) investing activities (B)	-	7,000	(6,08,310)



C.	Cash flow from Financing activities:			
	Interest paid	-	-	-
	Net cash flows from financing activities (C)	-	-	-
	Net increase in cash and cash equivalents (A+B+C)	1,38,27,929	(3,000)	5,02,164
	Cash and cash equivalents at the beginning of the period	5,15,732	13,568	13,568
	Cash and cash equivalents at the end of the period	1,43,43,661	10,568	5,15,732
	Cash and cash equivalents at the end of the period -			
	i) Cash on hand	10	10	10
	ii) Cheques on hand	-	-	-
	iii) Balances with banks (of the nature of cash and cash equivalents)	1,43,43,651	10,558	13,558
	iv) Bank deposit with original maturity less than three months	-	-	-
	Total	1,43,43,661	10,568	13,568

For and on behalf of Board of Directors
Elango Industries Limited


S. Elangovan
Managing Director



Place: Chennai
Date: 02.11.2021

